



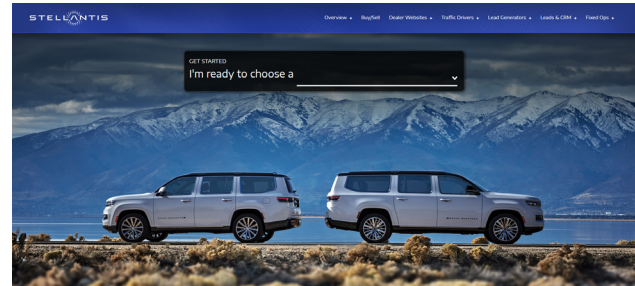
STELLANTIS ENROLLMENT PROCESS

APRIL 2024

Stellantis Enrollment Process

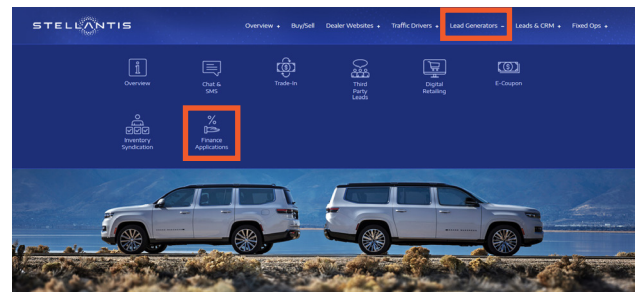
Our certification contract with Stellantis is that their dealers are required to order both our QuickQualify and QuickApplication platforms using the Stellantis Digital website.

This will ensure that billing and revenue share processes are followed.




Dealer will begin by navigating to <https://www.stellantisdigitalcertified.com/> and selects **“Lead Generators”**.

From the drop-down, select **“Finance Applications”**.




All certified vendors appear.

Click on the 700Credit logo, as shown to the right.

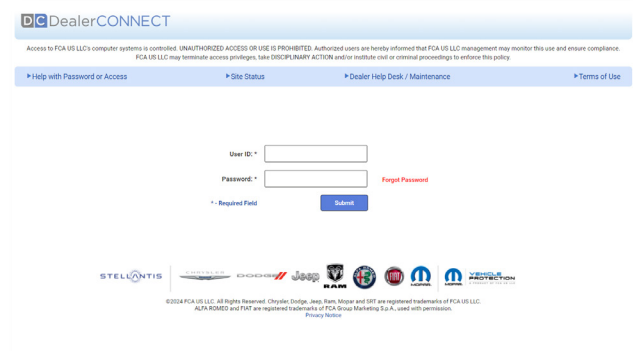


This page pops up, select the blue **“Enroll”** button.



Dealer enters their User ID and Password, then clicks **“SUBMIT”**.







Once they complete this process, we will receive a Power Form with the details of what they signed up for in a lead similar to our current RouteOne process.



The 700Credit products can be implemented with Stellantis-certified website providers. These certified providers include the following:

need to support your digital strategies, with services like implementation, development, hosting, tags, and inventory solutions available to make your website as functional and powerful as possible.

Select a Provider

(888) 511-8902 | info@chryslerdigital.com | Stellantis Digital Support